



(1)(a) STATEMENT SHOWING SHAREHOLDING PATTERN IN CLAUSE-35			
NAME OF THE COMPANY: FORTIS MALAR HOSPITALS LTD			
SCRIP CODE:	523696	Name of the Scrip:	
Class of Security:			
QUARTER ENDED:	30/06/2014		
Partly paid-up shares	No. of partly paid-up shares	As a % of total no. of partly paid-up shares	As a % of total no. of shares of the Company.
Held by promoter/promoter group	0	0	0
Held by Public	0	0	0
<b>Total:</b>	<b>0</b>	<b>0</b>	<b>0</b>
Outstanding convertible securities:	No. of outstanding securities	As a % of total no. of outstanding convertible securities.	As a % of total no. of shares of the Company assuming full conversion of the convertible securities
Held by promoter/promoter group	0	0	0
Held by Public	0	0	0
<b>Total:</b>	<b>0</b>	<b>0</b>	<b>0</b>
Warrants:	No. of warrants	As a % of total no. of warrants	As a % of total no. of shares of the Company, assuming full conversion of warrants
Held by promoter/promoter group	0	0	0
Held by Public	0	0	0
<b>Total:</b>	<b>0</b>	<b>0</b>	<b>0</b>
<b>Total paid-up capital of the Company, assuming full conversion of warrants and convertible securities</b>	<b>18594259</b>	<b>0</b>	<b>100.00</b>



## (I)(a) Statement showing Shareholding Pattern

Name of the Company : Fortis Malar Hospitals Limited					Dated 30.06.2014			
Scrip Code: 523696					Class of Security - Equity Shares			
Name of the Scrip : FORTISMLR								
CATEGORY CODE	CATEGORY OF SHAREHOLDER	NO OF SHAREHOLDERS	TOTAL NUMBER OF SHARES	NO OF SHARES HELD IN DEMATERIALIZED FORM	TOTAL SHAREHOLDING AS A % OF TOTAL NO OF SHARES		SHARES PLEDGE OR OTHERWISE ENCUMBERED	
					AS a PERCENTAGE of (A+B)	As a PERCENTAGE of (A+B+C)	NUMBER OF SHARES	AS a PERCENTAGE
(I)	(II)	(III)	(IV)	(V)	(VI)	(VII)	(VIII)	(IX)=(VIII)/(IV)*100
<b>(A)</b>	<b>PROMOTER AND PROMOTER GROUP</b>							
(1)	INDIAN							
(a)	Individual /HUF	0	0	0	0.00	0.00	0	0.00
(b)	Central Government/State Government(s)	0	0	0	0.00	0.00	0	0.00
(c)	Bodies Corporate	1	11752402	11752402	63.20	63.20	0	0.00
(d)	Financial Institutions / Banks	0	0	0	0.00	0.00	0	0.00
(e)	Others	0	0	0	0.00	0.00	0	0.00
	<b>Sub-Total A(1) :</b>	<b>1</b>	<b>11752402</b>	<b>11752402</b>	<b>63.20</b>	<b>63.20</b>	<b>0</b>	<b>0.00</b>
(2)	FOREIGN							
(a)	Individuals (NRIs/Foreign Individuals)	0	0	0	0.00	0.00	0	0.00
(b)	Bodies Corporate	0	0	0	0.00	0.00	0	0.00
(c)	Institutions	0	0	0	0.00	0.00	0	0.00
(d)	Qualified Foreign Investor	0	0	0	0.00	0.00	0	0.00
(e)	Others	0	0	0	0.00	0.00	0	0.00
	<b>Sub-Total A(2) :</b>	<b>0</b>	<b>0</b>	<b>0</b>	<b>0.00</b>	<b>0.00</b>	<b>0</b>	<b>0.00</b>
	<b>Total A=A(1)+A(2)</b>	<b>1</b>	<b>11752402</b>	<b>11752402</b>	<b>63.20</b>	<b>63.20</b>	<b>0</b>	<b>0.00</b>
<b>(B)</b>	<b>PUBLIC SHAREHOLDING</b>							
(1)	INSTITUTIONS							
(a)	Mutual Funds /UTI	4	108200	50000	0.58	0.58		
(b)	Financial Institutions /Banks	0	0	0	0.00	0.00		
(c)	Central Government / State Government(s)	0	0	0	0.00	0.00		
(d)	Venture Capital Funds	0	0	0	0.00	0.00		
(e)	Insurance Companies	0	0	0	0.00	0.00		
(f)	Foreign Institutional Investors	0	0	0	0.00	0.00		
(g)	Foreign Venture Capital Investors	0	0	0	0.00	0.00		
(h)	Qualified Foreign Investor	0	0	0	0.00	0.00		
(i)	Others	0	0	0	0.00	0.00		
	<b>Sub-Total B(1) :</b>	<b>4</b>	<b>108200</b>	<b>50000</b>	<b>0.58</b>	<b>0.58</b>		
(2)	NON-INSTITUTIONS							
(a)	Bodies Corporate	140	671694	646893	3.61	3.61		
(b)	Individuals							
	(i) Individuals holding nominal share capital upto Rs.1 lakh	14607	2866133	1644330	15.41	15.41		
	(ii) Individuals holding nominal share capital in excess of Rs.1 lakh	35	1676840	1534240	9.02	9.02		
(c)	Others							
	<b>DIRECTORS AND THEIR RELATIVES</b>	<b>1</b>	<b>152740</b>	<b>0</b>	<b>0.82</b>	<b>0.82</b>		
	DIRECTORS	1	905377	905377	4.87	4.87		
	NON RESIDENT INDIANS	96	444898	285298	2.39	2.39		
	CLEARING MEMBERS	30	15975	15975	0.09	0.09		
(d)	Qualified Foreign Investor	0	0	0	0.00	0.00		
	<b>Sub-Total B(2) :</b>	<b>14910</b>	<b>6733657</b>	<b>5032113</b>	<b>36.21</b>	<b>36.21</b>	<b>NA</b>	<b>NA</b>
	<b>Total B=B(1)+B(2) :</b>	<b>14914</b>	<b>6841857</b>	<b>5082113</b>	<b>36.80</b>	<b>36.80</b>	<b>NA</b>	<b>NA</b>
	<b>Total (A+B) :</b>	<b>14915</b>	<b>18594259</b>	<b>16834515</b>	<b>100.00</b>	<b>100.00</b>	<b>NA</b>	<b>NA</b>
(C)	Shares held by custodians, against which Depository Receipts have been issued							
(1)	Promoter and Promoter Group	0	0	0	0.00	0.00	0	0.00
(2)	Public	0	0	0	0.00	0.00	0	0.00
	<b>GRAND TOTAL (A+B+C) :</b>	<b>14915</b>	<b>18594259</b>	<b>16834515</b>	<b>100.00</b>	<b>0.00</b>	<b>0</b>	<b>0.00</b>




Sr.No	(I)(b) Statement showing holding of securities (including shares, warrants, convertible securities) of persons belonging to the category "Promoter and Promoter Group"	Details of Shares held		Encumbered shares (*)		Details of Warrants		Details of convertible securities		Total Shares (including underlying shares assuming full conversion of warrants and convertible securities) as a % of diluted share capital
		No. of Shares held	As a % of grand total (A)+(B)+(C)	Pledge Shares	AS a percentage	AS a % of grand total (A) + (B) + (C) of sub-clause (I)(a)	Number of warrants held	As a % total number of warrants of the same class	Number of convertible securities held	
(II)	(III)	(IV)	(V)	(VI)=(V)/(III)*100	(VII)	(VIII)	(IX)	(X)	(XI)	(XII)
1	FORTIS HOSPITALS LIMITED	11752402	63.20	0	0.00	0	0.00	0	0.00	63.20
	<b>TOTAL :</b>	<b>11752402</b>	<b>63.20</b>	<b>0</b>	<b>0.00</b>	<b>0</b>	<b>0.00</b>	<b>0</b>	<b>0.00</b>	<b>63.20</b>




(i)(c)(i) Statement showing holding of securities (including shares, warrants, convertible securities) of persons belonging to the category "Public" and holding more than 1% of the total number of shares									
Sr.No.	Name of the shareholder	Number of shares held	of Shares as a percentage of total number of shares (i.e., Grant total (A)+(B)+(C) indicated in Statement at para (i)(a) above)	Details of warrants		Details of convertible securities		Total shares (including underlying shares assuming full conversion of warrants and convertible securities) as a % of diluted share capital)	
				Number of warrants held	As a % number of warrants of same class	Number of convertible securities held	% w.r.t total convertible securities of the same class		
1	NITHYA RAMA MURTHY	905377	4.87	0	0.00	0	0.00	4.87	
2	SPIC OFFICERS AND STAFF WELFARE FOUNDATION	245000	1.32	0	0.00	0	0.00	1.32	
3	A M GOPALAN	231028	1.24	0	0.00	0	0.00	1.24	
4	RUCKMANI NATARAJAN	217960	1.17	0	0.00	0	0.00	1.17	
	<b>TOTAL :</b>	<b>1599365</b>	<b>8.60</b>	<b>0</b>	<b>0.00</b>	<b>0</b>	<b>0.00</b>	<b>8.60</b>	




Statement showing holding of securities (including shares, warrants, convertible securities) of persons (together with PAC) belonging to the category "Public" and holding more than 5% of the total number of shares of the company									
Sr.No.	Name(s) of the shareholder(s) and the Persons Acting in Concert (PAC) with them	Number shares held	Shares as a percentage of total number of shares (i.e., Grant total (A)+(B)+(C) indicated in Statement at para (I)(a) above)	Details of warrants			Details of convertible securities		Total shares (including underlying shares assuming full conversion of warrants and convertible securities) as a % of diluted share capital)
				Number of warrants held	As a % number of warrants of the same class	Number of convertible securities held	Number of convertible securities of the same class	Number of convertible securities w.r.t total	
	None		0	0	0	0	0	0	0
	<b>TOTAL :</b>		0	0	0	0	0	0	0



STATEMENT SHOWING DETAILS OF LOCKED-IN SHARES"				
(I)(d)	Name of the shareholder	Number of locked-in shares	Locked-in shares as a (%) percentage of total number of shares {i.e, Grand Total (A)+(B)+(C) Indicated in Statement at para (I)(a) above}	Promoter/Promoter Group/Public
	None			
	<b>TOTAL :</b>	<b>0</b>	<b>0</b>	<b>0</b>



STATEMENT SHOWING DETAILS OF DEPOSITORY RECEIPTS (DRS)				
(ii)(a)				
Sr.No.	Type of outstanding DR (ADRs,GDRs,SDRs,etc.)	Number of outstanding DRs	Number of shares underlying outstanding DRs	Shares underlying outstanding DRs as a percentage of total number of shares {i.e., Grand Total (A)+(B)+(C) indicated in Statement at Para(i)(a) above}
	None			
	<b>TOTAL :</b>	<b>0</b>	<b>0</b>	<b>0</b>



(II)(b)	Statement showing Holding of Depository Receipts (DRs), where underlying shares held by "Promoter/Promoter group" are in excess of 1% of the total number shares.			
Sr.No.	Name of the DR Holder	Type of outstanding DR (ADRs, GDRs, SDRs, etc.)	Number of shares underlying outstanding DRs	Shares underlying outstanding DRs as a percentage of total number of shares {i.e., Grand Total (A)+(B)+(C) indicated in Statement at para(I)(a) above}
	None			
	<b>TOTAL :</b>		<b>0</b>	<b>0</b>

